



Co-funded by the  
Erasmus+ Programme  
of the European Union



# H5P Course Presentation Template

Year of last update: 2023



Improving Access to Science and Technology Higher Education in Resource-Poor Institutions  
through an Open Platform for Technology Enabled Active Learning Environment

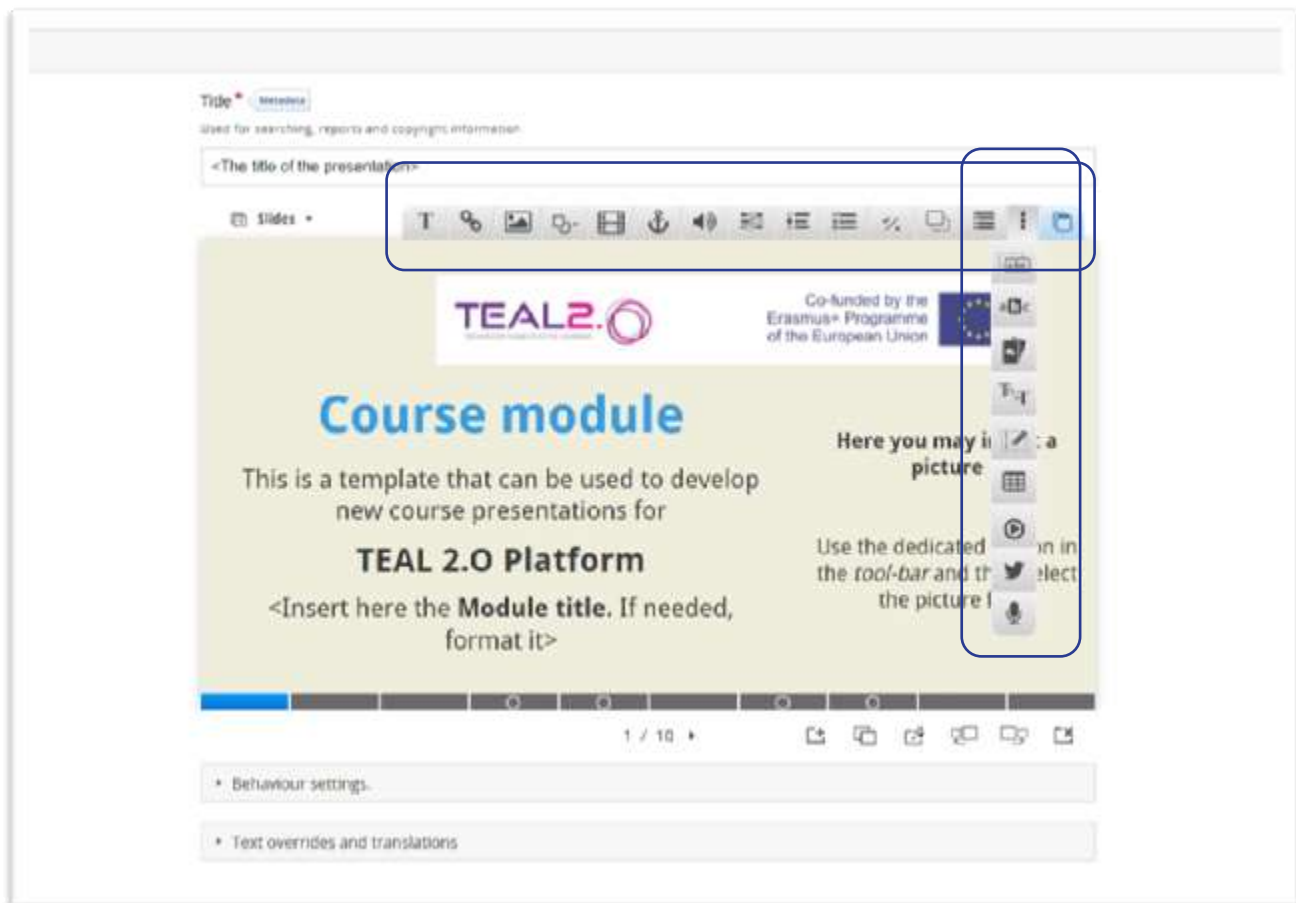
*This project has been funded with support from the European Commission. This publication reflects the views only of the author, and the Commission cannot be held responsible for any use which may be made of the information contained therein.*

The H5P Course Presentation Template contains some types of H5P elements which can be used in an interactive presentation. The template elements can be replaced by the users with their own specific content.

The H5P content files can be imported directly on the TEAL platform and can be modified further according to the desire of the user/teacher.

This example of an H5P course presentation template contains 11 slides and uses examples of H5P interactive resources like Text Boxes, External Links, Videos and some types of Quizzes like Single Choice Quiz, Multiple Choice Quiz, Fill in the blanks Quiz and True/False Questions.

Each slide contains examples of elements which are available on a menu with icons.



On the first slide it is usual to include the title and some identity information about the course.

The presentation can contain an interactive structure by using either a List of Slides or by creating a Table of Content.

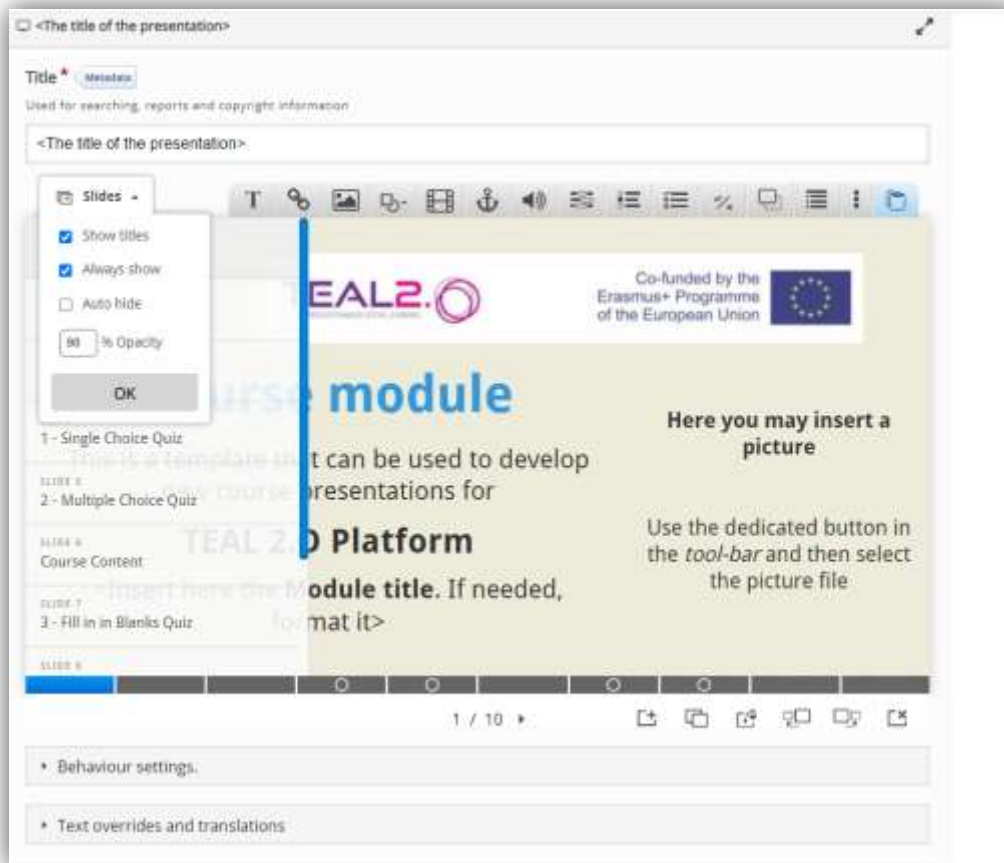
The List of Slides can be shown or hidden by selecting the checkbox option Show titles. The Table of Content is usually created on the second slide, as given in this template presentation.

*First slide with the title*

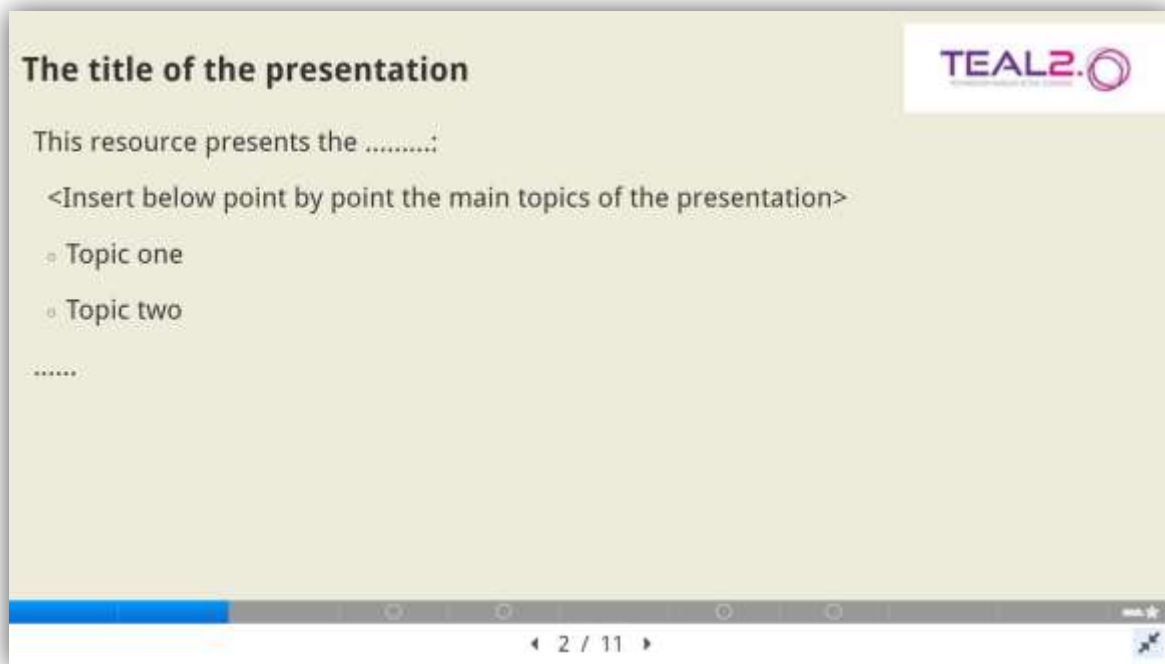


The screenshot shows a presentation slide with a light beige background. At the top left is the TEAL2.0 logo, and at the top right is the text 'Co-funded by the Erasmus+ Programme of the European Union' next to the European Union flag. The main title 'Course module' is in large blue font. Below it, the text reads: 'This is a template that can be used to develop new course presentations for **TEAL 2.0 Platform**'. A placeholder instruction says '<Insert here the **Module title**. If needed, format it>'. On the right side, there is a section titled 'Here you may insert a picture' with instructions: 'Use the dedicated button in the *tool-bar* and then select the picture file'. At the bottom, a navigation bar shows '1 / 11' and a close button.

### First slide with the Table of Slides

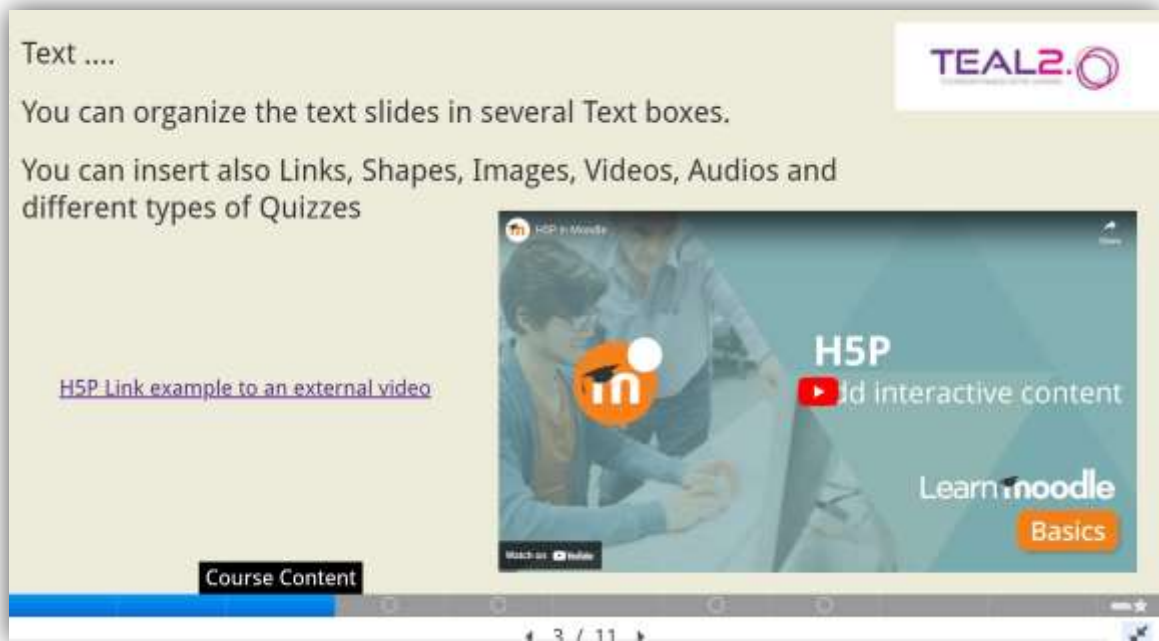


*Second slide with the Table of Content*



The template includes some slides with content of different types and other slides with examples of quizzes which can be used for assessing the student's knowledge.

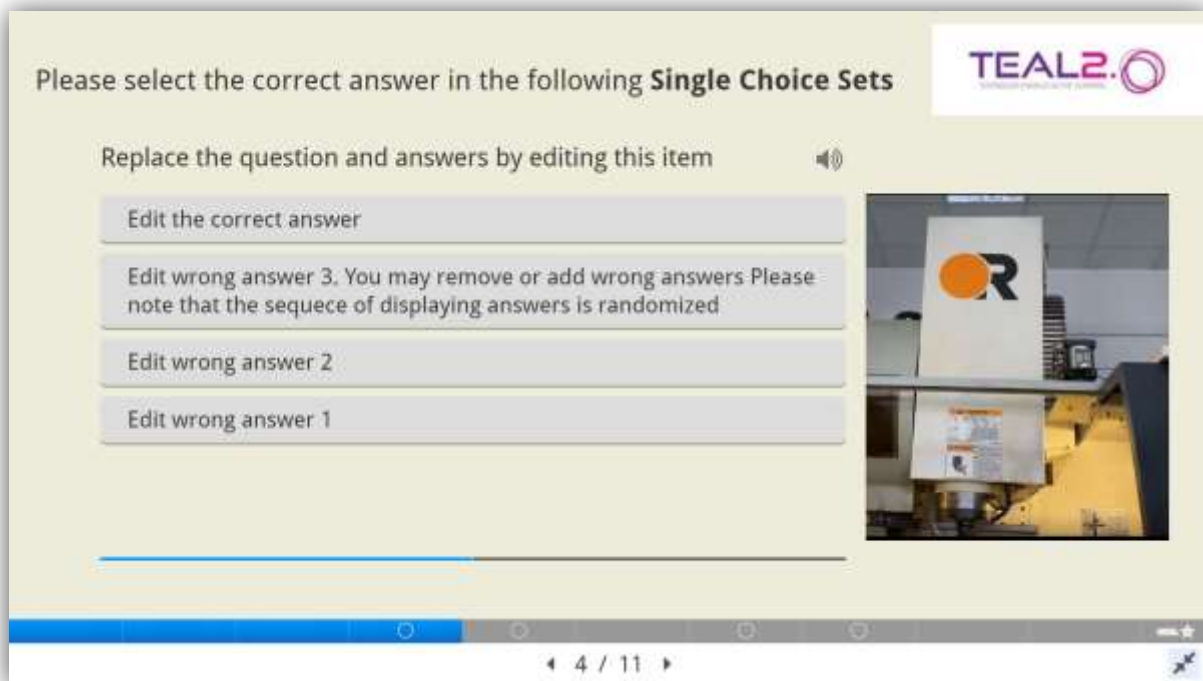
*Example of content slide*



## Examples of Quizzes

In this template there are presented four examples of Quizzes: Single Choice Quiz, Multiple Choice Quiz, Fill in the blanks Quiz and True/False Questions

The **Single Choice Quiz** includes a certain number of questions, each of it having a certain number of answers. There is only one correct answer among the number of variants. The correct answer can be highlighted instantly after selection with Green/Red color according to the correct/incorrect status.



Please select the correct answer in the following **Single Choice Sets**

Replace the question and answers by editing this item

- Edit the correct answer
- Edit wrong answer 3. You may remove or add wrong answers Please note that the sequece of displaying answers is randomized
- Edit wrong answer 2
- Edit wrong answer 1

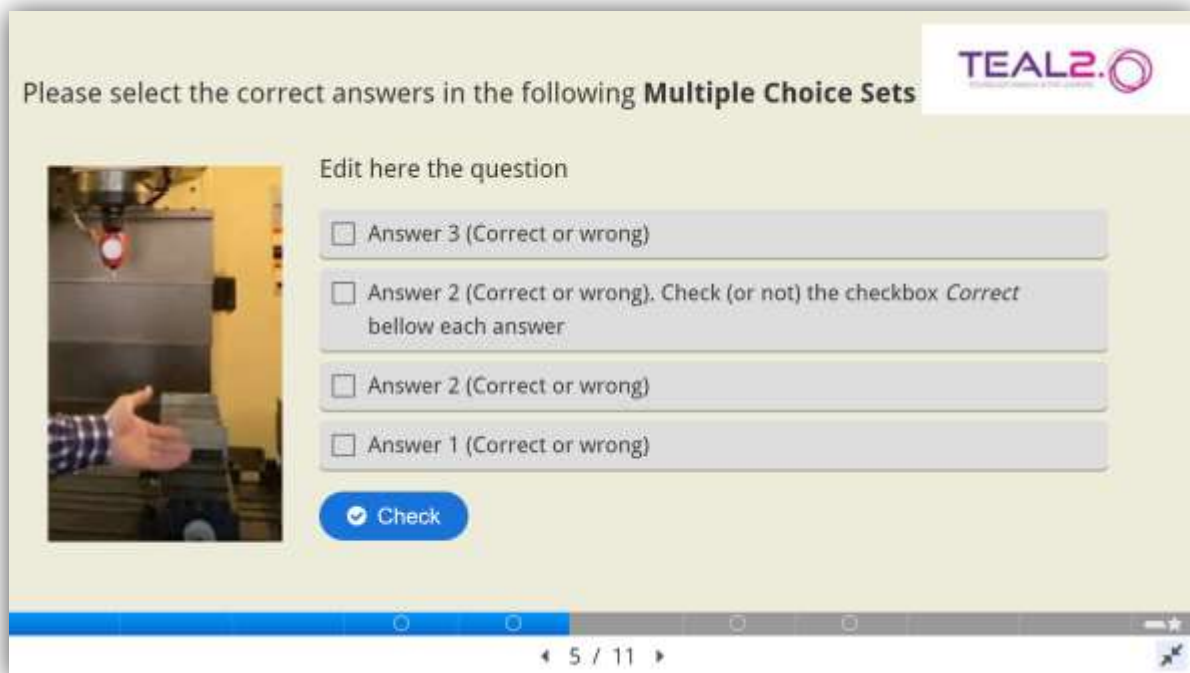
TEAL2.0

4 / 11

The screenshot displays a quiz interface with a list of editing options for a single choice question. A video thumbnail on the right shows a presentation slide with a logo. The interface includes a progress bar and navigation controls at the bottom.



The **Multiple Choice Quiz** includes a certain number of questions, each having a certain number of answers. The number of correct answers is variable, from zero to the maximum number of choices. The correct answers will be highlighted with Green/Red color according to the correct/incorrect status, by checking the Check status button.



Please select the correct answers in the following **Multiple Choice Sets**

**TEAL2.0**

Edit here the question

Answer 3 (Correct or wrong)

Answer 2 (Correct or wrong). Check (or not) the checkbox *Correct* bellow each answer

Answer 2 (Correct or wrong)

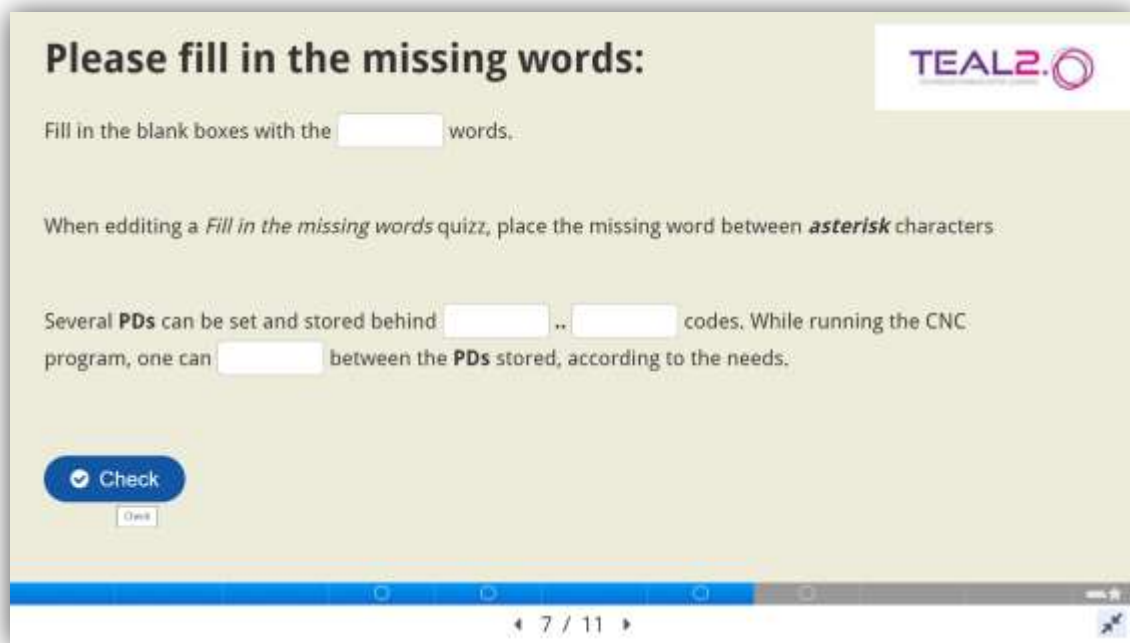
Answer 1 (Correct or wrong)

Check

◀ 5 / 11 ▶



The **Fill in the Blanks Quiz** includes a text with missing words to be filled by the student. The correct answers will be highlighted with Green/Red color according to the correct/incorrect status, by checking the Check status button.



**Please fill in the missing words:**

Fill in the blank boxes with the  words.

When editing a *Fill in the missing words* quizz, place the missing word between *asterisk* characters.

Several **PDs** can be set and stored behind  ..  codes. While running the CNC program, one can  between the **PDs** stored, according to the needs.

◀ 7 / 11 ▶

The **True/False Questions** are questions with Yes/No answers. The answers are two radio buttons marking True or False. The correct answers will be highlighted with Green/Red color according to the correct/incorrect status, by checking the Check status button.

**Example of True/False Question**

<Place here a statement related to the subject of the presentation>

When editing this object select by the radio buttons its status *True* or *false*

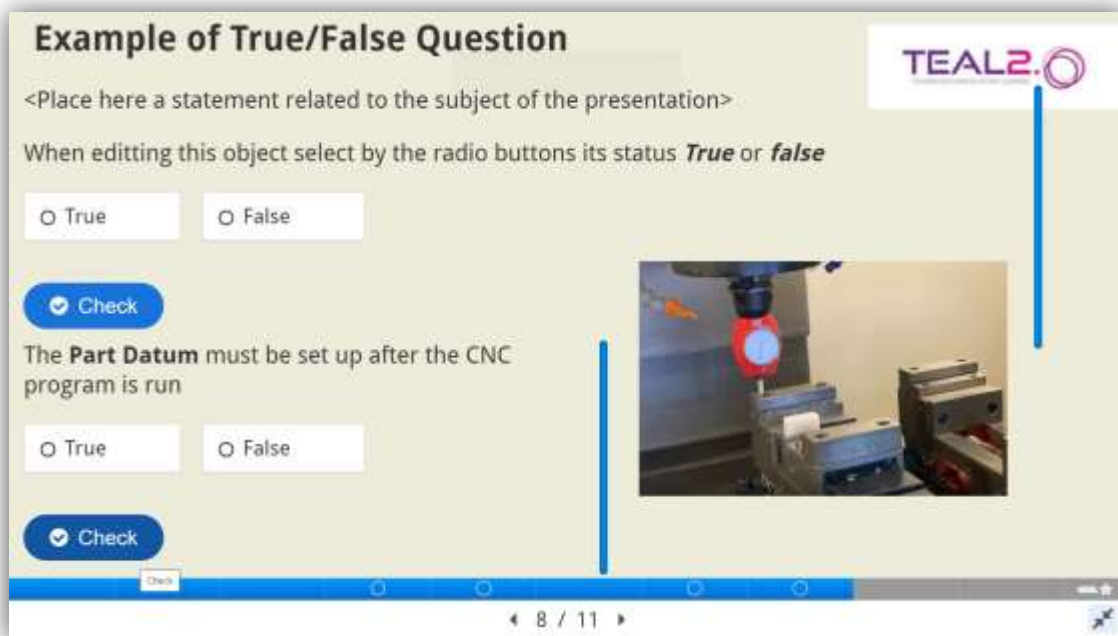
True  False

Check

The **Part Datum** must be set up after the CNC program is run

True  False

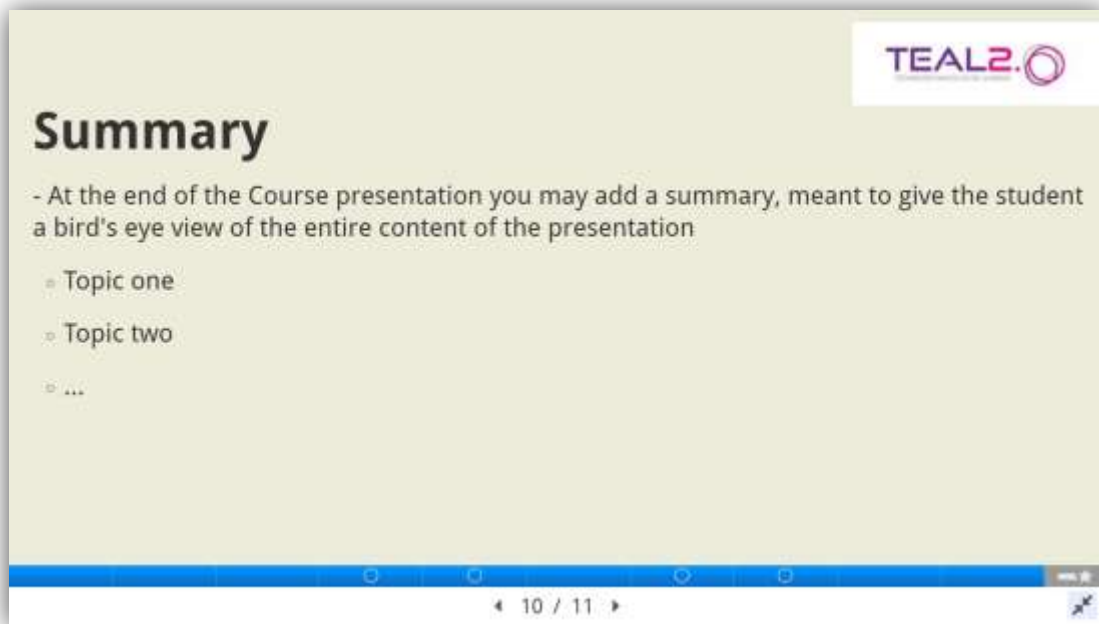
Check



TEAL2.0

◀ 8 / 11 ▶

At the end of the presentation it is common to include a **Summary** which highlights the main topics.



If the presentation has Quizzes the last slide will automatically show the status of answers to all quizzes. The student can see his achieved level of knowledge. Also, there is available, if not blocked, the possibility to see solutions of the quizzes.